

INFORMATION PACKET
Table of Contents
Wednesday, November 25, 2020



| Item | Pages |
|---|-------|
| Table of Contents | 1 |
| City of Casper Documents & Information | |
| The Grid - Schedule of Council Meetings & Addendum | 2 |
| December Calendar 2020 | 6 |
| Christmas Festival-Parade Road Closure Map | 7 |
| Crime and Calls for Service Report for week of 11.16.20 | 8 |
| Crime Report Monthly for October 2020 | 18 |
| Downtown Parking Garage Republic Parking's 60 Day Operations Report | 20 |
| Robertson Road Neighborhood Annexation Information Meeting | 31 |
| Invitations, Newsletters & Other Information | |
| Newsletter Boys & Girls Club Thanksgiving Blessings | 33 |
| Newsletter Casper Area Chamber of Commerce 11.25.20 | 34 |

We are CASPER

Communication Accountability Stewardship Professionalism Efficiency Responsiveness

The Grid

A working draft of Council Meeting Agendas

December 1, 2020 Councilmembers Absent:

| Regular Council Meeting Agenda Items | Est. Public Hearing | Public Hearing | Ordinances | Resolutions | Minute Action |
|---|----------------------------|-----------------------|-------------------|--------------------|----------------------|
| Pre-meeting at 5pm. | | | | | |
| Pre-Meeting: Straw Poll for Council Leadership | | | | | |
| Pre-meeting Cable Channel 192 | | | | | |
| Pre-Meeting: Extra Christmas or New Year's Holiday | | | | | |
| Pre-Meeting: Ice Arena Contingency | | | | | |
| Approval of Nov. 17 Executive Session Minutes | | | | | |
| Bright Spot: Recognition of CENSUS 2020 Complete Count Committee | | | | | |
| Establish the Public Hearing Date on Liquor License Renewals for Licensing Period April 1, 2021 through March 31, 2022. (Feb. 16, 2021) | C | | | | |
| Public Hearing - Amending Chapter 9.40 of the Casper Municipal Code – Offenses By or Against Minors, Article IV, Sale of Tobacco. | | N | | | |
| Public Hearing - Terms of the Sale and Transfer of Ownership of the Real Property, Generally Known as the "Former Beverly Street Ballfields Property" and More Particularly Described as: Lots 2 and 3, Highland Park Addition No. 6, City of Casper. | | N | | | |
| Public Hearing - Transfer of Ownership for Retail Liquor License No. 11 from Partytime Inc. d/b/a Partytime Liquors, Located at 1335 South McKinley Street to JJBB, LLC d/b/a Partytime Liquors, Located at 1335 South McKinley Street. | | N | | | |
| Public Hearing - Transfer of Ownership for Retail Liquor License No. 17 L & L Liquors, Inc., d/b/a Liquor Shed, Located at 4241 East 2nd Street. | | N | | | |
| Zone Change of Lots 3 and 4, Hembree Addition No. 2, from Zoning Classification R-2 (One Unit Residential) to C-2 (General Business), located east of Robertson Road, and Directly north of 2671 South Robertson Road. 2nd reading | | | N | | |
| Vacate and Replat Mesa Del Sol III Addition, to Create Mesa Del Sol IV Addition, Generally Located at the Intersection of Jordan and Central Drive. 2nd reading | | | N | | |
| Plat a Portion of SE1/4NW1/4, Section 3, T33N, R79W, 6th P.M., Natrona County, Wyoming, to Create the Kinco Addition No. 2, Located at 813 North Elma Street, and Comprising 0.77-acres, more or less. 2nd reading | | | N | | |
| Amending Ordinance No. 11-11 an Ordinance Granting to SourceGas Distribution, LLC, a Franchise Agreement. 2nd reading | | | N | | |
| Authorizing a Professional Services Agreement with Huber Plumbing and Heating to Replace Boilers and Mechanical Equipment at the Metro Animal Shelter. | | | | C | |

The Grid

A working draft of Council Meeting Agendas

December 1, 2020 Councilmembers Absent:

| Regular Council Meeting Agenda Items | Est. Public Hearing | Public Hearing | Ordinances | Resolutions | Minute Action |
|---|---------------------|----------------|------------|-------------|---------------|
| Authorizing Amendment No. 1 to the Contract for Professional Services with Stantec Consulting Service, Inc., in the Amount of \$36,973.00 for Construction Administration for the First Street Reach of the North Platte River Restoration Project. | | | | C | |
| Authorizing a Cooperative Agreement with the Wyoming Department of Transportation to allow Bridge Abutments to Encroach on the City of Casper Rails-to-Trails Corridor. | | | | C | |
| Authorizing the Submission of a Land and Water Conservation Fund Grant, in an Amount of \$250,000, for the First Street Gateway Project. | | | | C | |
| Authorizing the Execution of Instruments Titled "Release of Lien", and the Release of LAD Liens as Identified on Exhibit 1 to each of the Two (2) Resolutions. | | | | C | |
| Authorizing the Purchase of Mobile Telephone Positions from ConvergeOne, Inc., in the Amount of \$55,963.56, to Ensure Continuity during the Coronavirus Epidemic. | | | | C | |
| zone Change of Lots 3 and 4, Hembree Addition No. 2, from Zoning Classification R-2 (One Unit Residential) to C-2 (General Business), located east of Robertson Road, and Directly north of 2671 South Robertson Road. 2nd reading | | | | C | |
| Authorizing a Contract between Visit Caper and the City of Casper for the Purposes of Marketing City Facilities during the COVID Pandemic. | | | | C | |
| Adopting the Wyoming Association of Municipalities 2021 Wyoming Legislative Agenda. | | | | | C |

December 8, 2020 Councilmembers Absent:

| Work Session Meeting Agenda Items | Recommendation | Allotted Time | Begin Time |
|--|---------------------------|---------------|------------|
| Recommendations = Information Only, Move Forward for Approval, Direction Requested | | | |
| Meeting Followup | | 5 min | 4:30 |
| Nolan Status Update (MEMO DUE) | Information Only | 20 min | 4:35 |
| Downtown Development Authority Update (MEMO DUE) | Information Only | 20 min | 4:55 |
| Downtown Speed Limits (MEMO DUE) | Direction Requested | 20 min | 5:05 |
| Building Permit Requirements (MEMO DUE) | Information Only | 20 min | 5:25 |
| Prostitution Ordinance Updates (MEMO DUE) | Direction Requested | 30 min | 5:45 |
| Massage Therapy (MEMO DUE) | Move Forward for Approval | 30 min | 6:15 |
| Agenda Review | | 20 min | 6:45 |
| Legislative Review | | 20 min | 7:05 |
| Council Around the Table | | 10 min | 7:25 |
| Approximate Ending Time: | | | 7:35 |

The Grid

A working draft of Council Meeting Agendas

December 15, 2020 Councilmembers Absent:

| Regular Council Meeting Agenda Items | Est. Public Hearing | Public Hearing | Ordinances | Resolutions | Minute Action |
|--|----------------------------|-----------------------|-------------------|--------------------|----------------------|
| Massage Therapy License and Permit Ordinance - 3rd Reading | | | N | | |
| Zone Change of Lots 3 and 4, Hembree Addition No. 2, from Zoning Classification R-2 (One Unit Residential) to C-2 (General Business), located east of Robertson Road, and Directly north of 2671 South Robertson Road. 3rd reading | | | N | | |
| Vacate and Replat Mesa Del Sol III Addition, to Create Mesa Del Sol IV Addition, Generally Located at the Intersection of Jordan and Central Drive. 3rd reading | | | N | | |
| Plat a Portion of SE1/4NW1/4, Section 3, T33N, R79W, 6th P.M., Natrona County, Wyoming, to Create the Kinco Addition No. 2, Located at 813 North Elma Street, and Comprising 0.77-acres, more or less. 3rd reading | | | N | | |
| Amending Ordinance No. 11-11 an Ordinance Granting to SourceGas Distribution, LLC, a Franchise Agreement. 3rd reading | | | N | | |
| Amending Chapter 9.40 of the Casper Municipal Code – Offenses By or Against Minors, Article IV, Sale of Tobacco. 2nd reading | | | N | | |
| Chaning the Name of Conwell Park to Conwell Healing Park. | | | | C | |
| Authorize the reappointment of Mark Pepper to the Economic Development Joint Powers Board (EDJPB). | | | | | C |
| Authorize the reappointment of Charles Moore to the Hall of Justice/Detention Center Joint Powers Board. | | | | | C |
| Authorize the reappointment of Robert Chynoweth and Reed Merschat to the Amoco Reuse Agreement Joint Powers Board (ARAJPB) and appoint 2 new board members. | | | | | C |

Future Agenda Items

| Item | Date | Estimated Time | Notes |
|---|------|----------------|------------------------|
| Strategic Plan | | | |
| Roof Inspections | | | |
| Parking on the Parkways | | 30 min | |
| David Street Station 501(c)(3) | | 30 min | |
| Meadowlark Park | | | Spring 2021 |
| Formation of Additional Advisory Committees | | | |
| TOPOL Addition Release of Zoning Restrictions (tentative) | | | Liz will get more info |
| Consideration for responsible bidder status | | | |
| Follow-up: Mike Lansing Field Proposals | | | |
| Follow-up: Government Access Cable Channel | | | |

Staff Items

| | | | |
|-----------------------|--|--|--|
| Limo Amendment | | | |
| Sign Code Revision | | | |
| Blood Borne Pathogens | | | |




Future Council Meeting Items

| | | | |
|---|--|--|---------------|
| Council Leadership Election | | | Jan. 5, 2021 |
| Public Hearing Date: Liquor License Renewals for Licensing Period April 1, 2021 through March 31, 2022. | | | Feb. 16, 2021 |

Retreat Items

| | | | |
|---|--|--|--|
| Economic Development and City Building Strategy | | | |
|---|--|--|--|


December 2020

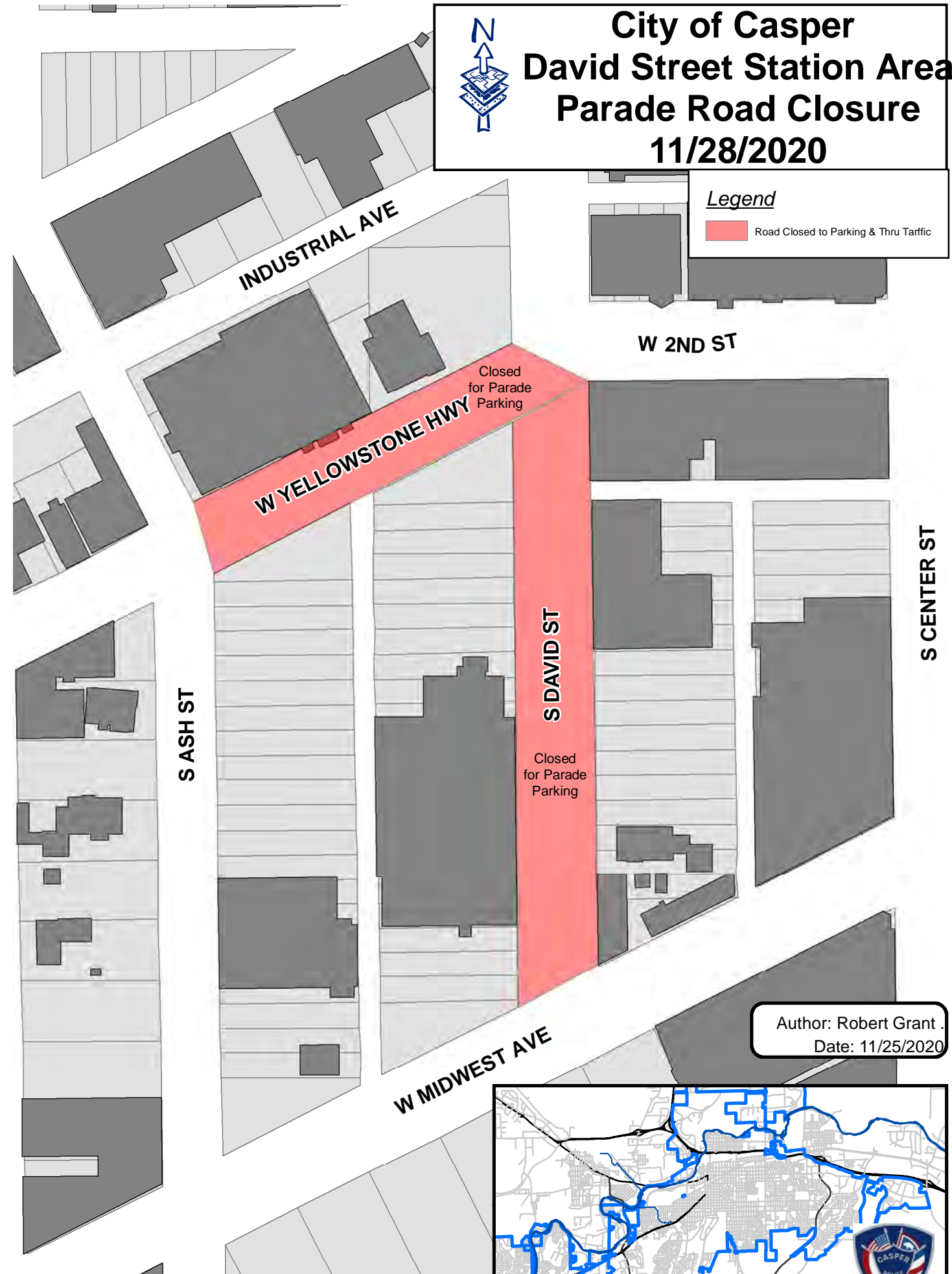
| Sun | Mon | Tue | Wed | Thu | Fri | Sat |
|--|--|--|---|--|---|---|
| | | 1 | 2 | 3 | 4 | 5 |
| | | | <p><u>11:30a</u>-Drug Court (Huber) <u>1:00p</u> - Civil Service Meeting (None)</p> | <p><u>7:00p</u>-Youth Empowerment (Pacheco)</p> | | |
| | | <p><u>6:00p</u>-Council Meeting</p> | | | | |
| 6 | 7 | 8 | 9 | 10 | 11 | 12 |
| <p><u>4:30 p.m.</u> - Casper Youth Council</p> | <p><u>5:00 p.m.</u> - CNFR (Freel, Cathey)</p> | | <p><u>6:00p</u>-Amoco Reuse JPB (Hopkins)</p> | <p><u>7:00a</u>-Advance Casper (Freel) <u>4:30p</u>-Leisure Services Board (Huber) <u>7:00p</u>-Youth Empowerment (Pacheco)</p> |  <p><u>11:30a</u>-Chamber Coordination/ Infoshare (None)</p> | |
| | | <p><u>4:30p</u>-Council Work Session</p> | | | | |
| 13 | 14 | 15 | 16 | 17 | 18 | 19 |
| | <p><u>8:30a</u>-Historic Preservation (Bates)</p> | <p><u>11:30a</u>-Regional Water JPB (Cathey, Powell, Huber, Freel) <u>4:00p</u>-Chamber of Commerce (Cathey)</p> | | <p><u>7:30a</u>-Mayor/Commissioner <u>11:00a</u>-Housing Authority (Bates) <u>11:30a</u> - Disability Council (Powell) <u>4:00p</u>-Contractors' Licensing Board (Lutz) <u>5:30p</u>- City County Board of Health (Bates) <u>6:00p</u>- Planning & Zoning (Hopkins) <u>7:00p</u>-Youth Empowerment (Pacheco)</p> | <p><u>3:00p</u>-LGBTQ Advisory Committee (Freel, Pacheco)</p> | |
| | | <p><u>6:00p</u>-Council Meeting</p> | | | | |
| 20 | 21 | 22 | 23 | 24 | 25 | 26 |
| | <p><u>4:00p</u>-OYD Advisory Committee (Hopkins, Freel)</p> | <p><u>11:30a</u>-Travel & Tourism (Freel, Johnson)</p> | <p><u>11:30p</u>-NIC (None) <u>5:15p</u>-CAP (None)</p> | |  <p>Christmas Day City Offices Closed</p> |  |
| | | <p>CANCELED <u>4:30p</u>-Council Work Session</p> | | | | |
| 27 | 28 | 29 | 30 | 31 | 1 | |
| | <p><u>12:30p</u>-Senior Services (Pacheco) <u>2:00p</u>-CATC (Johnson)</p> | <p><i>5th Tuesday</i> <i>No Council Meeting Scheduled</i></p> | | |  <p>Happy New Year! City Offices Closed</p> | |



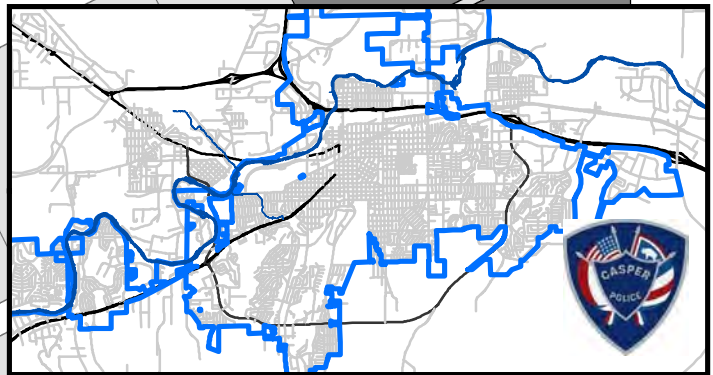
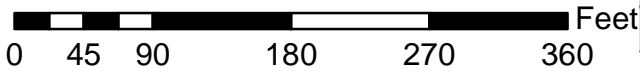
City of Casper David Street Station Area Parade Road Closure 11/28/2020

Legend

 Road Closed to Parking & Thru Traffic



Author: Robert Grant .
Date: 11/25/2020





Casper Police Department Weekly Crime & Calls for Service Report Week of 11/16/2020 thru 11/22/2020 Mon-Sun

Casper Police Department
Weekly
Crime & Calls for Service
Report



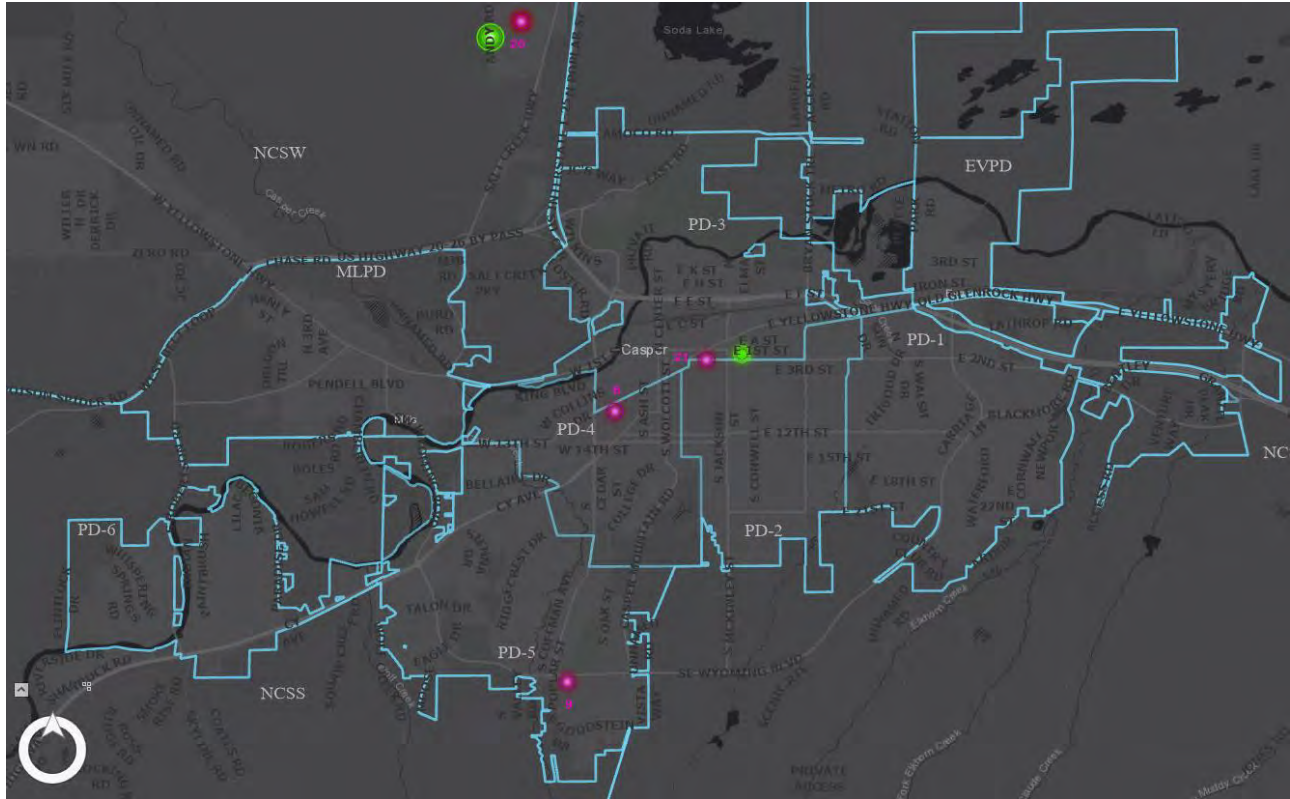
| Report | Previous | | % Change | | TREND | TREND | TREND | 52 Week TREND | YTD |
|-----------------------------|-----------|-------|----------|---------|---------|---------|----------|---------------|--------|
| | Last Week | Week | Previous | Weekly | | | | | |
| | 16-Nov | 9-Nov | Week | Average | Average | 4-Weeks | 12 -Week | 52 Week | TOTAL |
| Calls for Service | 769 | 847 | -9.2% | 884 | -13.1% | ↓ | ↓ | ↑ | 41,735 |
| Patrol Arrests Adult Total | 37 | 69 | -46.4% | 68.2 | -45.8% | ↓ | ↑ | ↓ | 3013 |
| CPD Custodial Arrests | 9 | 13 | -30.8% | 30.0 | -70.0% | ↓ | ↑ | ↓ | 1,318 |
| Patrol Arrests Juvenile | 8 | 7 | 14.3% | 10.8 | -25.6% | ↓ | ↑ | ↓ | 402 |
| Traffic Stops | 155 | 196 | -20.9% | 198.2 | -21.8% | ↓ | ↓ | ↓ | 9,369 |
| Officer Initiated Calls | 215 | 275 | -21.8% | 252.9 | -15.0% | ↓ | ↓ | ↓ | 11,968 |
| Accident w/ Property Damage | 13 | 22 | -40.9% | 22.2 | -41.3% | ↓ | ↓ | ↓ | 919 |
| Accident w/ Personal Injury | 6 | 6 | NC | 6.8 | -11.8% | ↓ | ↓ | ↑ | 315 |
| Hit & Run | 12 | 11 | 9.1% | 10.4 | 15.7% | ↑ | ↓ | ↓ | 456 |
| Assault | 11 | 6 | 83.3% | 7.9 | 38.7% | ↓ | ↑ | ↑ | 374 |
| FVPA Violation | 1 | 2 | -50.0% | 1.8 | -44.0% | ↓ | ↑ | ↓ | 87 |
| Burglary Auto | 1 | 5 | -80.0% | 6.5 | -84.7% | ↓ | ↓ | ↑ | 301 |
| Burglary Other | 1 | 0 | 10.0% | 0.7 | 36.6% | ↑ | ↓ | ↑ | 35 |
| Burglary Residential | 10 | 6 | 66.7% | 6.5 | 53.4% | ↑ | ↓ | ↑ | 324 |
| Burglary non Res | 0 | 0 | NC | 0.9 | 0.0% | ↓ | ↓ | ↑ | 43 |
| Motor Vehicle Theft | 0 | 1 | 0.0% | 2.4 | 0.0% | ↓ | ↓ | ↑ | 110 |
| Robbery | 1 | 0 | 10.0% | 0.3 | 300.0% | ↑ | ↑ | ↓ | 10 |
| DUI CPD Arrests | 2 | 4 | -50.0% | 5.0 | -60.0% | ↓ | ↓ | ↓ | 236 |
| REDDI | 8 | 7 | 14.3% | 14.6 | -45.0% | ↓ | ↓ | ↑ | 667 |
| Public Intox | 7 | 6 | 16.7% | 5.2 | 34.2% | ↑ | ↑ | ↓ | 226 |
| DRUG Calls | 6 | 5 | 20.0% | 9.2 | -34.5% | ↓ | ↓ | ↑ | 427 |
| Meth Arrests Cust | 3 | 5 | -40.0% | 4.0 | -24.7% | ↓ | ↑ | ↑ | 178 |
| Marijuana Arrests Cust | 0 | 0 | NC | 0.5 | 0.0% | ↓ | ↓ | ↓ | 17 |
| Total CPD Drug Arrests Cust | 3 | 5 | -40.0% | 5.4 | -44.9% | ↓ | ↑ | ↓ | 236 |
| Overdose | 0 | 2 | 0.0% | 1.6 | 0.0% | ↓ | ↓ | ↑ | 60 |
| Unconsciousness | 7 | 6 | 16.7% | 5.2 | 35.2% | ↑ | ↑ | ↑ | 244 |
| Deceased Person | 2 | 0 | 20.0% | 1.7 | 19.1% | ↑ | ↓ | ↓ | 70 |
| Property Damage | 12 | 8 | 50.0% | 7.9 | 52.4% | ↑ | ↑ | ↑ | 364 |
| Fraud | 4 | 3 | 33.3% | 6.8 | -41.4% | ↓ | ↓ | ↓ | 316 |
| Suicidal Subject | 14 | 18 | -22.2% | 12.6 | 11.5% | ↓ | ↑ | ↑ | 591 |
| Suicide Attempt | 2 | 3 | -33.3% | 1.7 | 20.4% | ↑ | ↑ | ↓ | 65 |
| Runaway Juvenile | 8 | 2 | 300.0% | 5.1 | 57.2% | ↑ | ↑ | ↓ | 242 |
| Missing Person | 0 | 2 | 0.0% | 2.7 | 0.0% | ↓ | ↓ | ↑ | 125 |
| Shots Fired | 3 | 2 | 50.0% | 2.7 | -94.6% | ↑ | ↑ | ↓ | 127 |
| Weapons Offenses | 3 | 0 | 30.0% | 1.5 | 104.9% | ↓ | ↑ | ↑ | 65 |
| Guns Stolen | 0 | 0 | NC | 2.4 | 0.0% | ↓ | ↓ | ↓ | 113 |
| Recovered Guns | 0 | 0 | NC | 0.9 | 0.0% | ↓ | ↓ | ↑ | 13 |



Casper Police Department Weekly Crime & Calls for Service Report Week of 11/16/2020 thru 11/22/2020 Mon-Sun

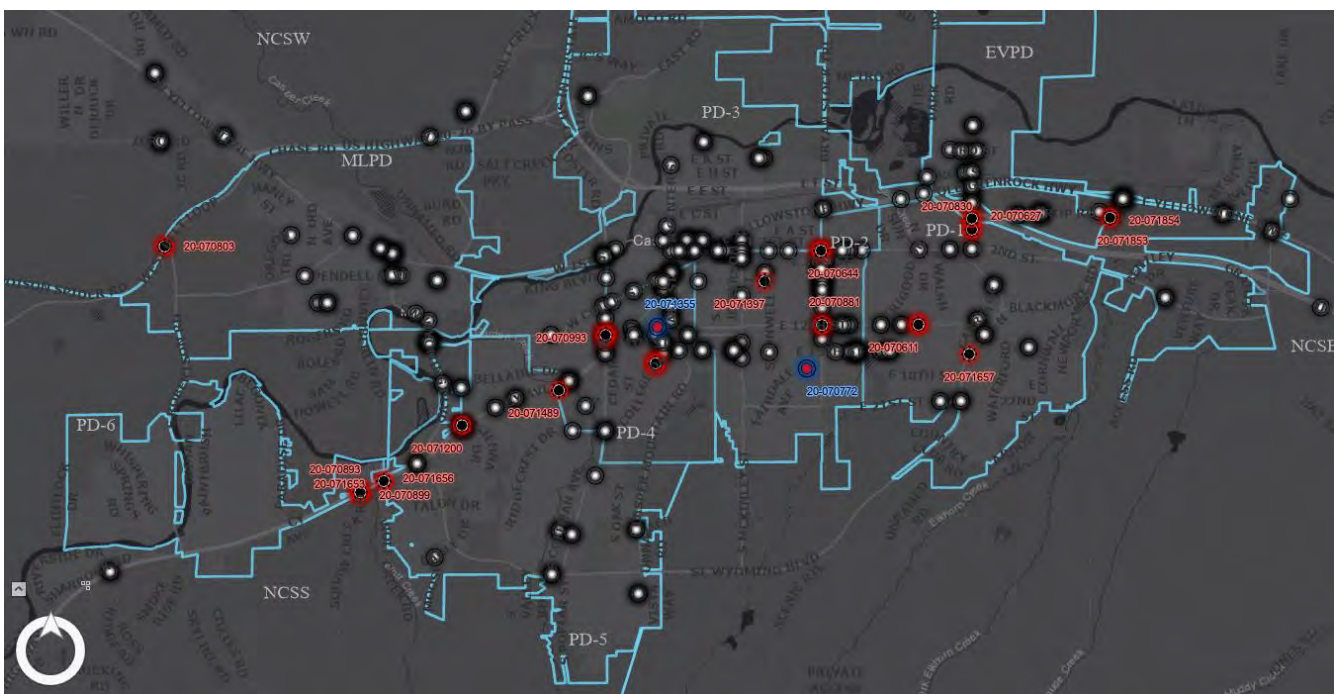
- Burglary in the past 7 Days
- Vehicle thefts in the past 7 Days
- Robbery in the past 7 Days

7 Days - Burglaries & Vehicle Theft



- Accident PD PI in the past 7 Days
- Hit and Run in the past 7 Days
- Traffic Stop in the past 7 Days

7 Days - Traffic Accidents & Traffic Stops

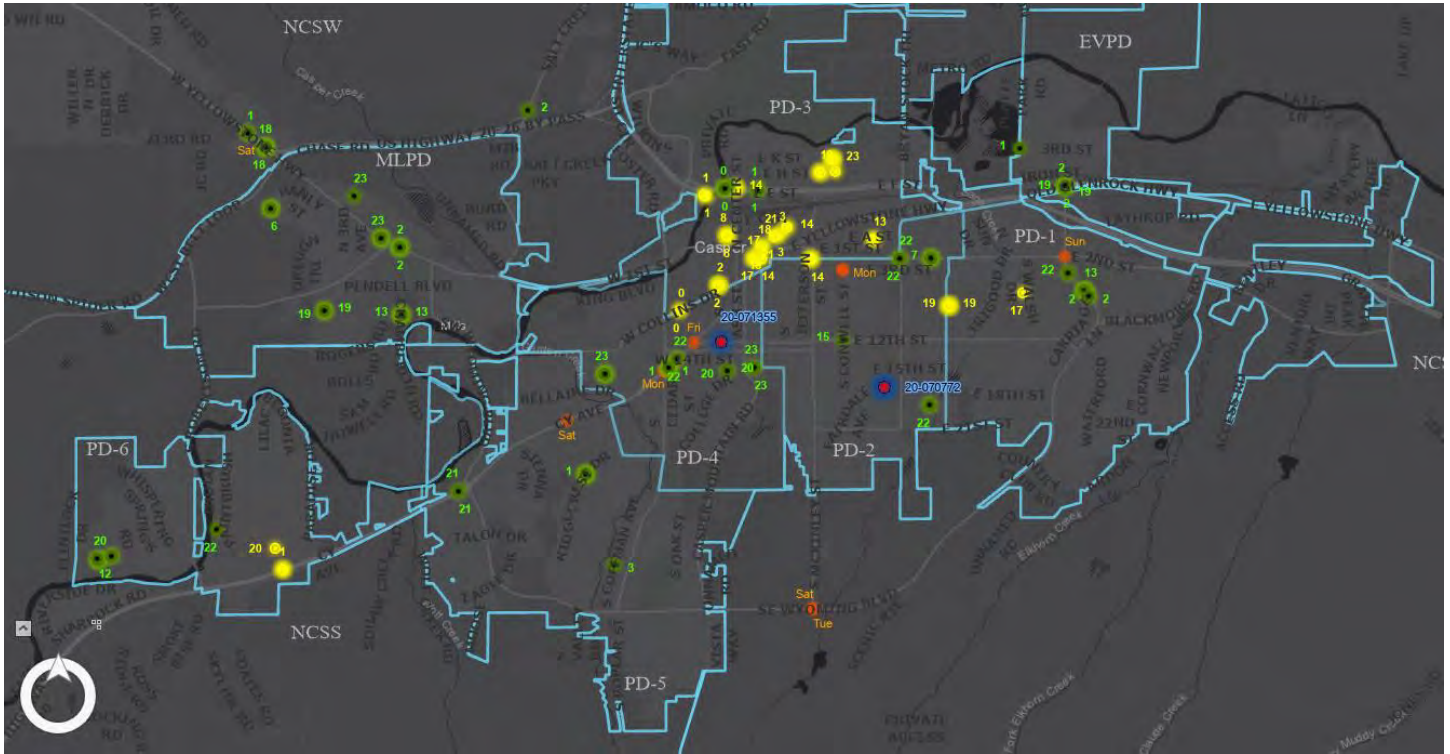




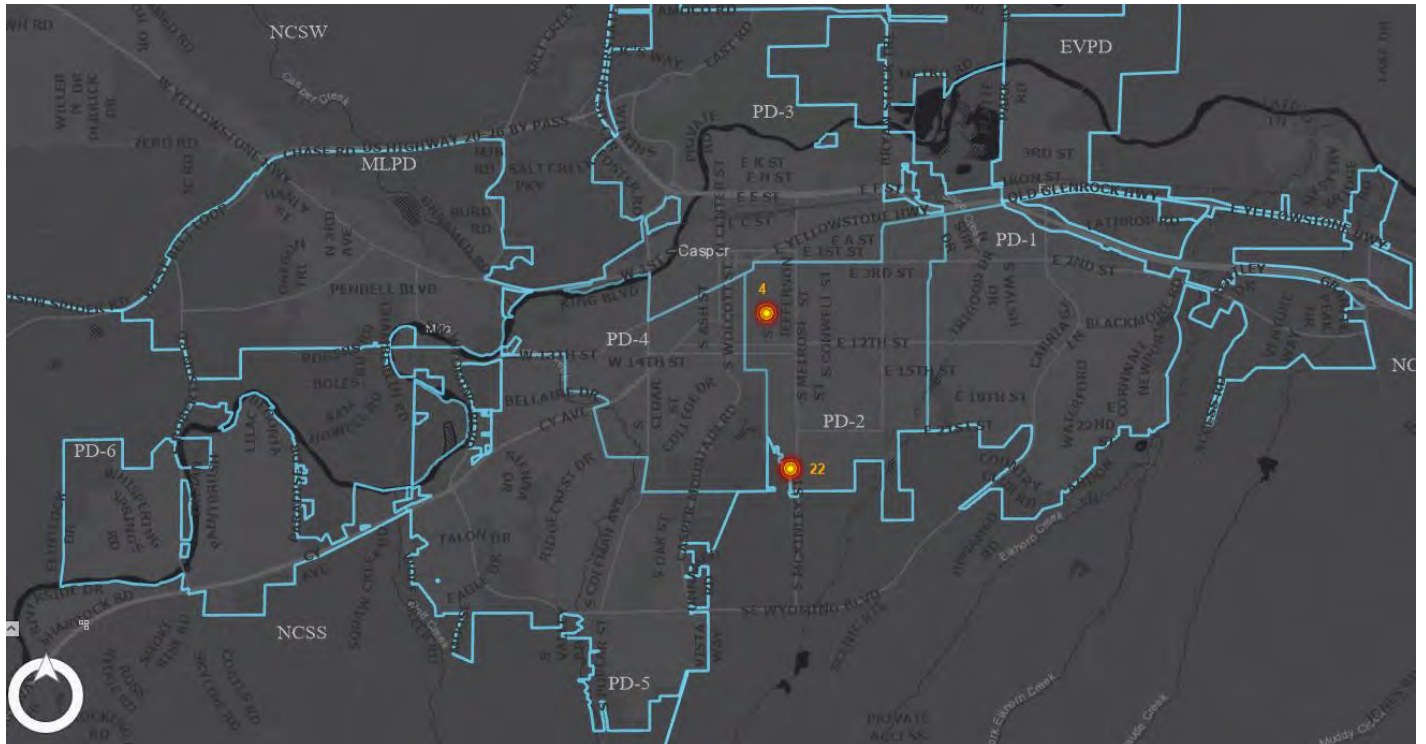
Casper Police Department Weekly Crime & Calls for Service Report Week of 11/16/2020 thru 11/22/2020 Mon-Sun

7 Days – DUI Arrests and Public Intoxication Labeled by the Hour of the Day

✓ DUIs in the past 7 Days ✓ Public Intox in the past 7 Days ✓ Reddi Calls in the past 7 Days ✓ Hit and Run in the past 7 Days



7 Days – Shots Fired Labeled by the Hour of the Day





Casper Police Department
 Weekly Crime & Calls for Service Report
 Week of 11/16/2020 thru 11/22/2020 Mon-Sun

Casper Police Department's Calls for Service Listed Highest call volume to lowest

| Top 10 Calls | 11-20 Calls | Property Crimes | Crimes against People | Alcohol Offenses | Substantial Risk | Drug calls |
|--------------|-------------|-----------------|-----------------------|------------------|------------------|------------|
|--------------|-------------|-----------------|-----------------------|------------------|------------------|------------|

| | |
|-----------------------|-----|
| Traffic Stop Count | 155 |
| 911-Welfare Count | 69 |
| VIN Inspection Count | 60 |
| Welfare Check Count | 33 |
| Disturbance Count | 26 |
| Citizen Assist Count | 23 |
| Suspicious Count | 22 |
| Attempt-Locate Count | 18 |
| Alarm Security Count | 17 |
| Juvenile Prob Count | 17 |
| Theft Count | 15 |
| Citizen Comp Count | 14 |
| Suicidal Subj Count | 14 |
| Accident PD Count | 13 |
| Agency Assist Count | 12 |
| Hit and Run Count | 12 |
| Property Damage Count | 12 |
| Assault Count | 10 |
| Family Fight Count | 10 |
| Burglary Res Count | 9 |
| EMS Assist Count | 9 |
| Public Intox Count | 9 |
| Wanted Person Count | 9 |
| Reddi Count | 8 |
| Runaway Juvnile Count | 8 |
| Shoplifting Count | 8 |
| Fraud Count | 7 |
| Unconsciousness Count | 7 |
| Accident PI Count | 6 |
| Drugs Count | 6 |
| Extra Patrol Count | 6 |
| Vehicle Aband. Count | 6 |
| Harassment Count | 5 |
| Motorist Assist Count | 5 |
| Property Found Count | 5 |
| Threatening Count | 5 |
| Vehicle Theft Count | 5 |

| | |
|-----------------------|---|
| Fight Count | 4 |
| Information Count | 4 |
| Loud Music Count | 4 |
| Prowler Count | 4 |
| Telephone Ord Count | 4 |
| Civil Standby Count | 3 |
| Shots Fired Count | 3 |
| Trespassing Count | 3 |
| Unsecure Premis Count | 3 |
| Weapon Offense Count | 3 |
| Alarm Holdup Count | 2 |
| Deceased Person Count | 2 |
| Fuel Spill Count | 2 |
| Lockout Count | 2 |
| Suicide Attempt Count | 2 |
| Tobacco Ordinan Count | 2 |
| Alarm Medical Count | 1 |
| Assault-Knife Count | 1 |
| Burglary Auto Count | 1 |
| Burglary Other Count | 1 |
| Civil Matter Count | 1 |
| Custodial Int. Count | 1 |
| Deliver Message Count | 1 |
| DUI Count | 1 |
| Firearm Trnsfr Count | 1 |
| Fireworks Count | 1 |
| FVPA Violation Count | 1 |
| Gas Leak Count | 1 |
| Property Abnd Count | 1 |
| Property Lost Count | 1 |
| Prostitution Count | 1 |
| Robbery Count | 1 |
| Search Warrant Count | 1 |
| TAKE BACK MEDS Count | 1 |
| Traffic Directe Count | 1 |
| Traffic Hazard Count | 1 |
| Traffic Offense Count | 1 |



Casper Police Department
 Weekly Crime & Calls for Service Report
 Week of 11/16/2020 thru 11/22/2020 Mon-Sun

Casper Police Department's Crime & Calls for Service by Location

| | | | Week | Average | from Average | 4-Weeks | 12 -Week | 52 Week | 52 Week TREND | YTD |
|--------------------------|------------|------------|--------------|------------|--------------|----------|----------|----------|---------------|---------------|
| PD 1 - Calls for Service | 158 | 175 | -9.7% | 172.4 | -8.4% | ↓ | ↓ | ↑ | | 8,190 |
| PD 2 - Calls for Service | 151 | 184 | -17.9% | 184.3 | -18.1% | ↓ | ↓ | ↑ | | 8,706 |
| PD 3 - Calls for Service | 294 | 308 | -4.5% | 348.3 | -15.6% | ↓ | ↓ | ↑ | | 16,264 |
| PD 4 - Calls for Service | 146 | 135 | 8.1% | 131.6 | 10.9% | ↑ | ↓ | ↑ | | 6,240 |
| PD 5 - Calls for Service | 100 | 117 | -14.5% | 112.9 | -11.4% | ↓ | ↑ | ↓ | | 5,234 |
| PD 6 - Calls for Service | 36 | 40 | -10.0% | 46.3 | -22.2% | ↓ | ↓ | ↑ | | 2,184 |
| PD 1 - Adult Arrests | 10 | 15 | -33.3% | 12.1 | -17.4% | ↓ | ↑ | ↓ | | 505 |
| PD 2 - Adult Arrests | 4 | 8 | -50.0% | 14.4 | -72.1% | ↓ | ↑ | ↓ | | 639 |
| PD 3 - Adult Arrests | 9 | 16 | -43.8% | 18.8 | -52.2% | ↓ | ↑ | ↓ | | 824 |
| PD 4 - Adult Arrests | 5 | 22 | -77.3% | 10.3 | -51.6% | ↑ | ↓ | ↑ | | 474 |
| PD 5 - Adult Arrests | 7 | 2 | 250.0% | 7.3 | -4.2% | ↓ | ↓ | ↓ | | 341 |
| PD 6 - Adult Arrests | 0 | 1 | 0.0% | 2.7 | 0.0% | ↓ | ↓ | ↑ | | 119 |
| PD 1 - Juvenile Arrests | 3 | 1 | 200.0% | 2.7 | 9.8% | ↑ | ↑ | ↓ | | 94 |
| PD 2 - Juvenile Arrests | 0 | 3 | 0.0% | 2.1 | 0.0% | ↓ | ↓ | ↓ | | 103 |
| PD 3 - Juvenile Arrests | 0 | 0 | NC | 0.4 | 0.0% | ↓ | ↓ | ↓ | | 18 |
| PD 4 - Juvenile Arrests | 4 | 1 | 300.0% | 3.0 | 34.9% | ↓ | ↑ | ↓ | | 103 |
| PD 5 - Juvenile Arrests | 1 | 2 | -50.0% | 1.9 | -46.7% | ↓ | ↑ | ↓ | | 63 |
| PD 6 - Juvenile Arrests | 0 | 0 | NC | 0.3 | 0.0% | ↓ | ↓ | ↓ | | 3 |
| PD 1 - Traffic Stops | 24 | 41 | -41.5% | 43.6 | -45.0% | ↓ | ↓ | ↑ | | 2,162 |
| PD 2 - Traffic Stops | 51 | 60 | -15.0% | 45.9 | 11.0% | ↓ | ↑ | ↑ | | 2,169 |
| PD 3 - Traffic Stops | 26 | 38 | -31.6% | 39.0 | -33.3% | ↓ | ↓ | ↓ | | 1,757 |
| PD 4 - Traffic Stops | 36 | 38 | -5.3% | 41.3 | -12.8% | ↑ | ↓ | ↓ | | 1,997 |
| PD 5 - Traffic Stops | 17 | 10 | 70.0% | 20.9 | -18.5% | ↓ | ↑ | ↓ | | 947 |
| PD 6 - Traffic Stops | 0 | 2 | 0.0% | 3.4 | 0.0% | ↓ | ↓ | ↓ | | 151 |
| PD 1 - Wanted Persons | 3 | 1 | 200.0% | 2.6 | 15.9% | ↑ | ↓ | ↓ | | 118 |
| PD 2 - Wanted Persons | 1 | 6 | -83.3% | 4.5 | -77.6% | ↓ | ↓ | ↓ | | 205 |
| PD 3 - Wanted Persons | 2 | 2 | NC | 7.2 | -72.2% | ↓ | ↓ | ↓ | | 330 |
| PD 4 - Wanted Persons | 2 | 0 | 20.0% | 2.9 | -30.4% | ↓ | ↓ | ↓ | | 115 |
| PD 5 - Wanted Persons | 0 | 2 | 0.0% | 1.6 | 0.0% | ↓ | ↑ | ↓ | | 71 |
| PD 6 - Wanted Persons | 1 | 0 | 10.0% | 0 | 107.4% | ↑ | ↓ | ↑ | | 22 |
| Calls for Service | 769 | 847 | -9.2% | 885 | -13% | ↓ | ↓ | ↑ | | 41,737 |



Casper Police Department
 Weekly Crime & Calls for Service Report
 Week of 11/16/2020 thru 11/22/2020 Mon-Sun

PD-1 Area Calls for Service

PD-2 Area Calls for Service

| | |
|-----------------------|----|
| Traffic Stop Count | 24 |
| 911-Welfare Count | 16 |
| Citizen Assist Count | 7 |
| Welfare Check Count | 7 |
| Juvenile Prob Count | 6 |
| Theft Count | 6 |
| Alarm Security Count | 5 |
| Property Damage Count | 5 |
| Shoplifting Count | 5 |
| Suspicious Count | 5 |
| Citizen Comp Count | 4 |
| Public Intox Count | 4 |
| Unconsciousness Count | 4 |
| Accident PD Count | 3 |
| Disturbance Count | 3 |
| Extra Patrol Count | 3 |
| Harassment Count | 3 |
| Loud Music Count | 3 |
| Suicidal Subj Count | 3 |
| Unsecure Premis Count | 3 |
| VIN Inspection Count | 3 |
| Wanted Person Count | 3 |
| Attempt-Locate Count | 2 |
| Hit and Run Count | 2 |
| Lockout Count | 2 |
| Property Found Count | 2 |
| Telephone Ord Count | 2 |
| Threatening Count | 2 |
| Accident PI Count | 1 |
| Agency Assist Count | 1 |
| Burglary Res Count | 1 |
| Custodial Int. Count | 1 |
| Drugs Count | 1 |
| Fight Count | 1 |
| Fraud Count | 1 |
| Information Count | 1 |
| Reddi Count | 1 |
| Traffic Offense Count | 1 |
| Vehicle Aband. Count | 1 |

| | |
|-----------------------|----|
| Traffic Stop Count | 51 |
| 911-Welfare Count | 11 |
| Disturbance Count | 6 |
| Citizen Assist Count | 5 |
| Agency Assist Count | 4 |
| Citizen Comp Count | 4 |
| Welfare Check Count | 4 |
| Runaway Juvnile Count | 3 |
| Accident PD Count | 2 |
| Attempt-Locate Count | 2 |
| EMS Assist Count | 2 |
| Property Found Count | 2 |
| Public Intox Count | 2 |
| Shots Fired Count | 2 |
| Suicidal Subj Count | 2 |
| Suspicious Count | 2 |
| Vehicle Aband. Count | 2 |
| Accident PI Count | 1 |
| Alarm Security Count | 1 |
| Assault Count | 1 |
| Burglary Other Count | 1 |
| Burglary Res Count | 1 |
| Deceased Person Count | 1 |
| DUI Count | 1 |
| Extra Patrol Count | 1 |
| Family Fight Count | 1 |
| Fireworks Count | 1 |
| Fraud Count | 1 |
| Fuel Spill Count | 1 |
| FVPA Violation Count | 1 |
| Harassment Count | 1 |
| Hit and Run Count | 1 |
| Information Count | 1 |
| Loud Music Count | 1 |
| Motorist Assist Count | 1 |
| Property Lost Count | 1 |
| Prowler Count | 1 |
| Reddi Count | 1 |
| Robbery Count | 1 |
| Search Warrant Count | 1 |
| Shoplifting Count | 1 |
| Telephone Ord Count | 1 |
| Theft Count | 1 |
| Threatening Count | 1 |
| Trespassing Count | 1 |
| Vehicle Theft Count | 1 |
| VIN Inspection Count | 1 |
| Wanted Person Count | 1 |
| Weapon Offense Count | 1 |



Casper Police Department
 Weekly Crime & Calls for Service Report
 Week of 11/16/2020 thru 11/22/2020 Mon-Sun

PD-3 Area Calls for Service

| | |
|-----------------------|----|
| VIN Inspection Count | 51 |
| Traffic Stop Count | 26 |
| 911-Welfare Count | 14 |
| Disturbance Count | 9 |
| Welfare Check Count | 8 |
| Suicidal Subj Count | 6 |
| Alarm Security Count | 4 |
| Drugs Count | 4 |
| EMS Assist Count | 4 |
| Runaway Juvnile Count | 4 |
| Suspicious Count | 4 |
| Assault Count | 3 |
| Attempt-Locate Count | 3 |
| Fraud Count | 3 |
| Motorist Assist Count | 3 |
| Property Damage Count | 3 |
| Theft Count | 3 |
| Agency Assist Count | 2 |
| Burglary Res Count | 2 |
| Citizen Assist Count | 2 |
| Family Fight Count | 2 |
| Juvenile Prob Count | 2 |
| Public Intox Count | 2 |
| Suicide Attempt Count | 2 |
| Unconsciousness Count | 2 |
| Wanted Person Count | 2 |
| Accident PD Count | 1 |
| Accident PI Count | 1 |
| Alarm Holdup Count | 1 |
| Alarm Medical Count | 1 |
| Assault-Knife Count | 1 |
| Civil Standby Count | 1 |
| Deceased Person Count | 1 |
| Deliver Message Count | 1 |
| Extra Patrol Count | 1 |
| Hit and Run Count | 1 |
| Information Count | 1 |
| Property Found Count | 1 |
| Prostitution Count | 1 |
| Reddi Count | 1 |
| TAKE BACK MEDS Count | 1 |
| Threatening Count | 1 |
| Trespassing Count | 1 |
| Vehicle Aband. Count | 1 |
| Vehicle Theft Count | 1 |

PD-4 Area Calls for Service

| | |
|-----------------------|----|
| Traffic Stop Count | 36 |
| 911-Welfare Count | 10 |
| Hit and Run Count | 6 |
| Juvenile Prob Count | 6 |
| Suspicious Count | 6 |
| Burglary Res Count | 5 |
| Welfare Check Count | 5 |
| Agency Assist Count | 4 |
| Assault Count | 4 |
| Disturbance Count | 4 |
| Accident PD Count | 3 |
| Attempt-Locate Count | 3 |
| Citizen Assist Count | 3 |
| Citizen Comp Count | 3 |
| EMS Assist Count | 3 |
| Family Fight Count | 2 |
| Fight Count | 2 |
| Fraud Count | 2 |
| Property Damage Count | 2 |
| Reddi Count | 2 |
| Tobacco Ordinan Count | 2 |
| Vehicle Aband. Count | 2 |
| Vehicle Theft Count | 2 |
| VIN Inspection Count | 2 |
| Wanted Person Count | 2 |
| Accident PI Count | 1 |
| Alarm Security Count | 1 |
| Civil Standby Count | 1 |
| Drugs Count | 1 |
| Firearm Trnsfr Count | 1 |
| Harassment Count | 1 |
| Information Count | 1 |
| Motorist Assist Count | 1 |
| Property Abnd Count | 1 |
| Prowler Count | 1 |
| Telephone Ord Count | 1 |
| Theft Count | 1 |
| Threatening Count | 1 |
| Traffic Hazard Count | 1 |
| Trespassing Count | 1 |
| Weapon Offense Count | 1 |



Casper Police Department
Weekly Crime & Calls for Service Report
Week of 11/16/2020 thru 11/22/2020 Mon-Sun

PD-5 Area Calls for Service

PD-6 Area Calls for Service

| | |
|-----------------------|----|
| 911-Welfare Count | 10 |
| Accident PD Count | 2 |
| Alarm Holdup Count | 1 |
| Alarm Security Count | 6 |
| Assault Count | 2 |
| Attempt-Locate Count | 6 |
| Burglary Auto Count | 1 |
| Citizen Assist Count | 1 |
| Citizen Comp Count | 3 |
| Disturbance Count | 2 |
| Extra Patrol Count | 1 |
| Family Fight Count | 3 |
| Fight Count | 1 |
| Gas Leak Count | 1 |
| Hit and Run Count | 1 |
| Juvenile Prob Count | 3 |
| Property Damage Count | 1 |
| Prowler Count | 2 |
| Public Intox Count | 1 |
| Reddi Count | 3 |
| Shoplifting Count | 2 |
| Suicidal Subj Count | 2 |
| Suspicious Count | 5 |
| Theft Count | 3 |
| Traffic Directe Count | 1 |
| Traffic Stop Count | 17 |
| Unconsciousness Count | 1 |
| Vehicle Theft Count | 1 |
| VIN Inspection Count | 1 |
| Weapon Offense Count | 1 |
| Welfare Check Count | 3 |

| | |
|-----------------------|---|
| 911-Welfare Count | 8 |
| Citizen Assist Count | 5 |
| Welfare Check Count | 4 |
| Family Fight Count | 2 |
| Accident PD Count | 1 |
| Attempt-Locate Count | 1 |
| Civil Matter Count | 1 |
| Civil Standby Count | 1 |
| Disturbance Count | 1 |
| Hit and Run Count | 1 |
| Property Damage Count | 1 |
| Runaway Juvnile Count | 1 |
| Shots Fired Count | 1 |
| Suicidal Subj Count | 1 |
| Theft Count | 1 |
| VIN Inspection Count | 1 |
| Wanted Person Count | 1 |



Casper Police Department
Weekly Crime & Calls for Service Report
Week of 11/16/2020 thru 11/22/2020 Mon-Sun

Repeat Calls for Service of 3 or more by Address and Count for the week

| | |
|---|----|
| 201 N DAVID ST; CASPER POLICE DEPARTMENT Count | 54 |
| 930 S ELM ST; NATRONA COUNTY HIGH SCHOOL Count | 14 |
| 4400 E 2ND ST; WAL MART Count | 10 |
| 1440 S ELM ST Count | 7 |
| 1421 WATERFORD; CENTENNIAL MIDDLE SCHOOL Count | 6 |
| 230 N PARK ST; CENTRAL WYOMING RESCUE MISSION Count | 5 |
| 440 E A ST; ROYAL INN Count | 5 |
| E 15TH ST & ILLINOIS AVE Count | 5 |
| 2900 CYCLONE DR; CY MIDDLE SCHOOL Count | 4 |
| 3000 INDEPENDENCE CT; ROOSEVELT HIGH SCHOOL Count | 4 |
| 3500 E 12TH ST; KELLY WALSH HIGH SCHOOL Count | 4 |
| W 1ST ST & N POPLAR ST Count | 4 |
| 1199 S BEVERLY ST; LOAF AND JUG Count | 3 |
| 1233 E 2ND ST; WMC Count | 3 |
| 1430 WILKINS CIR; CENTRAL WYOMING COUNSELING CENTER Count | 3 |
| 1656 E 12TH ST; YOUTH CRISIS CENTER Count | 3 |
| 2911 E 2ND ST; HOBBY LOBBY Count | 3 |
| 41 SE WYOMING BLVD; FLYING J RESTAURANT Count | 3 |
| 4255 CY AVE; Walmart Count | 3 |
| CY AVE & SW WYOMING BLVD Count | 3 |
| E 12TH ST & S BEVERLY ST Count | 3 |
| E 2ND ST & S BEECH ST Count | 3 |
| E 2ND ST & SE WYOMING BLVD Count | 3 |
| E 5TH ST & S BEVERLY ST Count | 3 |

FYI,

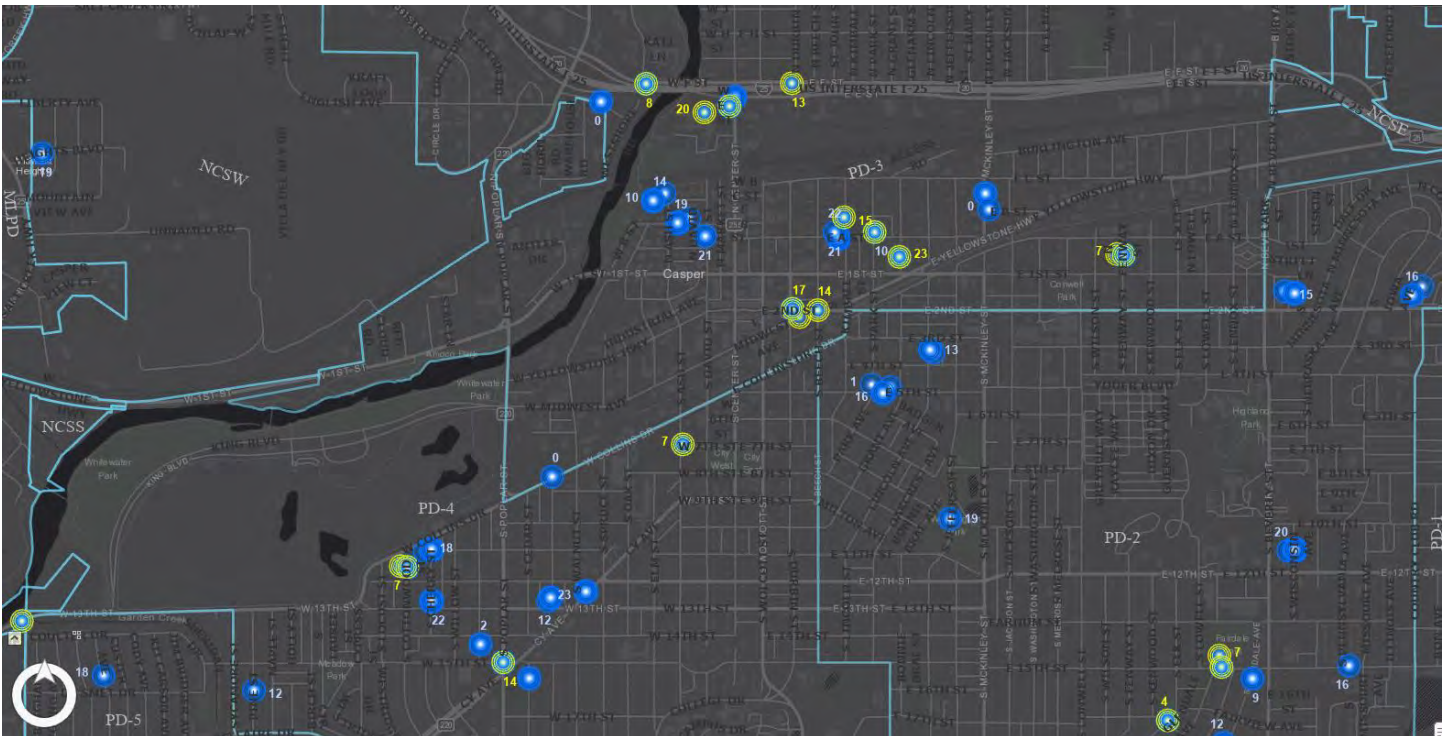
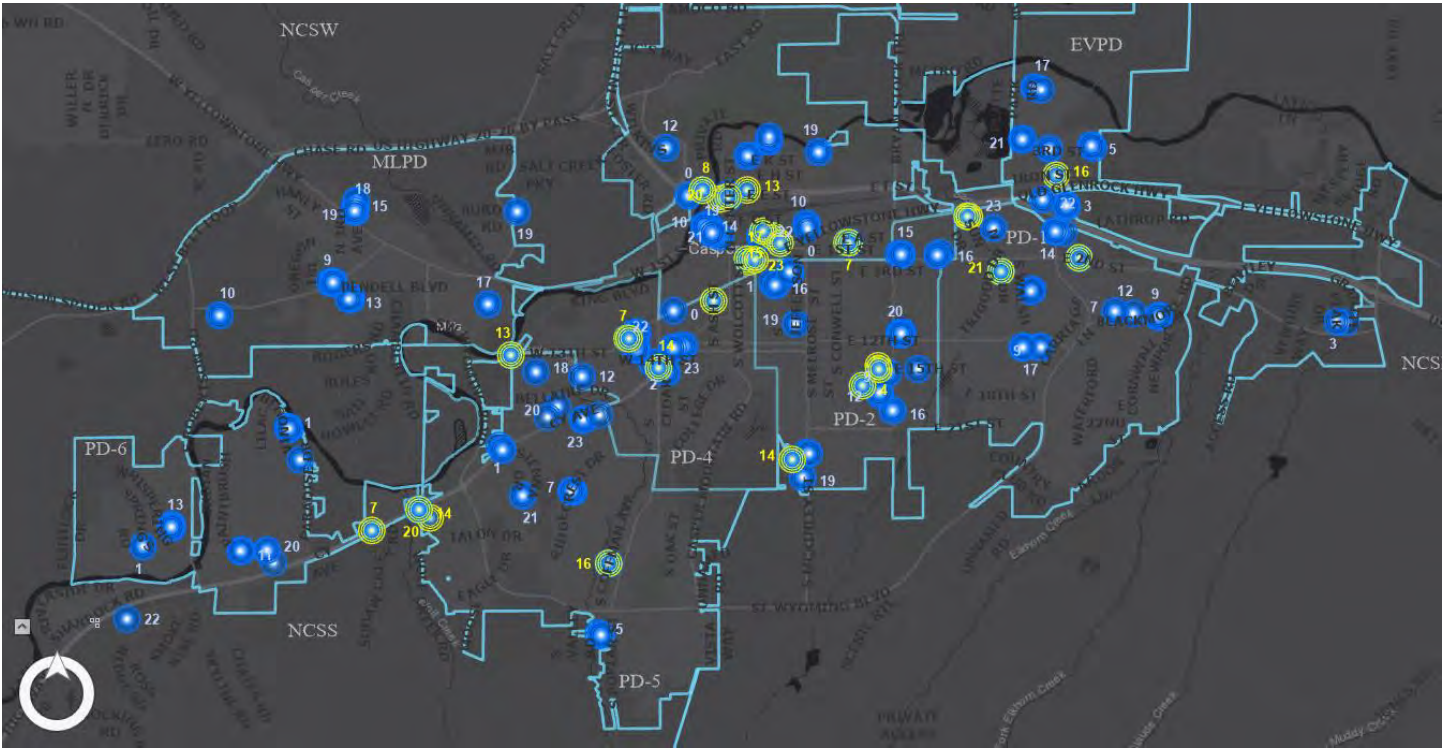
The next set of maps depict overdose and unconscious calls for the last year. The unconscious calls are drug and alcohol related only. The unconscious calls around the mission and the library are consistent with the public intox map.



Casper Police Department Weekly Crime & Calls for Service Report Week of 11/16/2020 thru 11/22/2020 Mon-Sun

Overdose Unconsciousness



2020 October Crime Report



Casper Police Department Monthly Statistics for October 2020

| | Oct-20 | Oct-19 | % Change | 5 Year Average | % of Change from Average | 6 Month TREND | 5 Year TREND | 5 Year Trend | 2020 YTD | 2019 PYTD | YTD% Change |
|--------------------------------|---------------|---------------|----------|----------------|--------------------------|---------------|--------------|--------------|-----------------|-----------------|-------------|
| Calls for Service | 4255 | 4027 | 5.7% | 3971.7 | 7.1% | ↑ | ↓ | | 39,218 | 40,360 | -2.8% |
| Part I Offense | Oct-20 | Oct-19 | % Change | Average | from Average | 6 Month TREND | 5 Year TREND | 5 Year Trend | YTD | PYTD | YTD% Change |
| Total Part 1 | 313 | 367 | -14.7% | 248.6 | 25.9% | ↑ | ↑ | | 2531 | 2528 | 0.1% |
| Homicides | 0 | 0 | NC | 0.3 | 0.0% | ↑ | ↑ | | 4 | 1 | 300.0% |
| Forcible Rape | 9 | 2 | 350.0% | 4.1 | 117.7% | ↑ | ↑ | | 51 | 46 | 10.9% |
| Robbery | 2 | 3 | -33.3% | 1.1 | 82.5% | ↑ | ↑ | | 13 | 13 | NC |
| Assault | 107 | 84 | 27.4% | 74.8 | 43.1% | ↑ | ↑ | | 725 | 775 | -6.5% |
| Burglary - Residential | 14 | 35 | -60.0% | 19.4 | -27.9% | ↑ | ↑ | | 175 | 196 | -10.7% |
| Burglary - Non-Residential | 7 | 16 | -56.3% | 5.8 | 20.1% | ↓ | ↑ | | 45 | 74 | -39.2% |
| Burglary - Auto | 40 | 73 | -45.2% | 26.2 | 52.6% | ↑ | ↑ | | 344 | 272 | 26.5% |
| Larceny | 119 | 131 | -9.2% | 103.2 | 15.3% | ↑ | ↓ | | 985 | 1026 | -4.0% |
| Motor Vehicle Theft | 13 | 20 | -35.0% | 11.5 | 13.2% | ↑ | ↑ | | 141 | 99 | 42.4% |
| Arson | 0 | 0 | NC | 0.5 | 0.0% | ↑ | ↑ | | 7 | 1 | 600.0% |
| Officers Assaulted | 2 | 3 | -33.3% | 1.8 | 11.8% | ↑ | ↑ | | 41 | 25 | 64.0% |
| Property | Oct-20 | Oct-19 | % Change | Average | from Average | 6 Month TREND | 5 Year TREND | 5 Year Trend | YTD | PYTD | YTD% Change |
| Stolen | \$ 197,711.00 | \$ 331,966.00 | -40.4% | \$ 143,293.44 | 38.0% | ↑ | ↑ | | \$ 1,450,698.00 | \$ 1,990,223.00 | -27.1% |
| Recovered | \$ 117,967.00 | \$ 220,304.00 | -46.5% | \$ 71,935.19 | 64.0% | ↓ | ↑ | | \$ 707,933.00 | \$ 1,246,840.00 | -43.2% |
| Stolen Guns | 18 | 9 | 100.0% | 7.0 | 157.9% | ↓ | ↑ | | 120 | 86 | 39.5% |
| Recovered Stolen Guns | 13 | 6 | 116.7% | 1.7 | 659.6% | ↑ | ↑ | | 40 | 24 | 66.7% |
| UCR Arrests | Oct-20 | Oct-19 | % Change | Average | from Average | 6 Month TREND | 5 Year TREND | 5 Year Trend | YTD | PYTD | YTD% Change |
| Adult | 183 | 207 | -11.6% | 239.1 | -23.4% | ↑ | ↓ | | 1876 | 2426 | -22.7% |
| Juvenile | 46 | 85 | -45.9% | 42.3 | 8.8% | ↑ | ↓ | | 350 | 502 | -30.3% |
| Burglary | 2 | 10 | -80.0% | 4.7 | -57.0% | ↑ | ↑ | | 27 | 65 | -58.5% |
| Larceny | 14 | 8 | 75.0% | 23.2 | -39.7% | ↑ | ↓ | | 174 | 224 | -22.3% |
| Alcohol Related | Oct-20 | Oct-19 | % Change | Average | from Average | 6 Month TREND | 5 Year TREND | 5 Year Trend | YTD | PYTD | YTD% Change |
| Illegal Possession/consumption | 5 | 0 | 50.0% | 1.8 | 182.6% | ↑ | ↑ | | 11 | 11 | NC |
| Sell to Minor | 0 | 1 | 0.0% | 0.8 | 0.0% | ↑ | ↑ | | 5 | 4 | 25.0% |
| Furnish to Minor | 0 | 0 | NC | 0.3 | 0.0% | ↓ | ↓ | | 0 | 3 | 0.0% |
| Public Intoxication | 26 | 34 | -23.5% | 36.7 | -29.1% | ↓ | ↓ | | 240 | 389 | -38.3% |
| DUIs | 27 | 18 | 50.0% | 22.5 | 19.8% | ↑ | ↑ | | 237 | 235 | 0.9% |
| Blood Alcohol Content | Oct-20 | Oct-19 | % Change | Average | from Average | 6 Month TREND | 5 Year TREND | 5 Year Trend | YTD | PYTD | YTD% Change |
| Average BAC | 0.206 | 0.193 | 6.7% | 0.165 | 24.9% | ↓ | ↑ | | 0.173 | 0.163 | 5.9% |

2020 October Crime Report



| Drug Arrests | Oct-20 | Oct-19 | % Change | Average | from Average | 6 Month TREND | 5 Year TREND | 5 Year Trend | YTD | PYTD | YTD% Change |
|--------------------------------|---------------|---------------|-----------------|----------------|---------------------|----------------------|---------------------|---------------------|------------|-------------|--------------------|
| <u>Adult Totals</u> | 34 | 43 | -20.9% | 47.3 | -28.0% | ↓ | ↓ | | 361 | 509 | -29.1% |
| Cocaine | 0 | 1 | 0.0% | 0.7 | 0.0% | ↓ | ↑ | | 5 | 5 | NC |
| Marijuana | 16 | 21 | -23.8% | 23.9 | -33.0% | ↓ | ↓ | | 167 | 226 | -26.1% |
| Synthetic | 14 | 10 | 40.0% | 14.1 | -0.8% | ↑ | ↑ | | 114 | 163 | -30.1% |
| Other | 4 | 11 | -63.6% | 7.9 | -49.1% | ↑ | ↓ | | 46 | 104 | -55.8% |
| <u>Juvenile Totals</u> | 4 | 16 | -75.0% | 8.9 | -55.2% | ↓ | ↓ | | 75 | 97 | -22.7% |
| Cocaine | 0 | 0 | NC | 0.2 | 0.0% | ↓ | ↑ | | 0 | 0 | NC |
| Marijuana | 3 | 9 | -66.7% | 6.5 | -53.6% | ↓ | ↓ | | 55 | 68 | -19.1% |
| Synthetic | 0 | 0 | NC | 0.2 | 0.0% | ↓ | ↑ | | 3 | 0 | 30.0% |
| Other | 1 | 7 | -85.7% | 2.3 | -56.3% | ↓ | ↓ | | 16 | 27 | -40.7% |
| Traffic | Oct-20 | Oct-19 | % Change | Average | from Average | 6 Month TREND | 5 Year TREND | 5 Year Trend | YTD | PYTD | YTD% Change |
| Accidents - Property Damage | 154 | 191 | -19.4% | 126.4 | 21.8% | ↑ | ↑ | | 1288 | 1543 | -16.5% |
| Accidents - Personal Injury | 21 | 28 | -25.0% | 19.3 | 8.7% | ↑ | ↑ | | 175 | 233 | -24.9% |
| DVEH Accidents - Fatality | 0 | 0 | NC | 0.2 | 0.0% | ↑ | ↓ | | 2 | 2 | NC |
| Hit and Runs | 48 | 60 | -20.0% | 40.6 | 18.3% | ↑ | ↑ | | 425 | 483 | -12.0% |
| DUI Related Accidents | 6 | 3 | 100.0% | 4.8 | 24.8% | ↑ | ↑ | | 54 | 43 | 25.6% |
| Alcohol Related Accidents | 6 | 5 | 20.0% | 5.4 | 12.0% | ↑ | ↑ | | 58 | 54 | 7.4% |
| Traffic Stops | 1023 | 842 | 21.5% | 942.2 | 8.6% | ↑ | ↓ | | 8711 | 8817 | -1.2% |
| Moving Violations | 647 | 292 | 121.6% | 472.5 | 36.9% | ↑ | ↓ | | 3859 | 3643 | 5.9% |
| Registration Violations | 57 | 46 | 23.9% | 51.4 | 10.9% | ↑ | ↓ | | 436 | 448 | -2.7% |
| Parking Violations | 83 | 10 | 730.0% | 58.5 | 41.8% | ↑ | ↓ | | 402 | 507 | -20.7% |
| False Alarms | 40 | 63 | -36.5% | 54.4 | -26.5% | ↑ | ↓ | | 468 | 677 | -30.9% |
| Mental Health | Oct-20 | Oct-19 | % Change | Average | from Average | 6 Month TREND | 5 Year TREND | 5 Year Trend | YTD | PYTD | YTD% Change |
| Suicidal Subject CPD | 71 | 43 | 65.1% | 48.8 | 45.4% | ↑ | ↑ | | 542 | 499 | 8.6% |
| Suicide Attempt CPD | 8 | 6 | 33.3% | 4.2 | 92.6% | ↑ | ↑ | | 42 | 43 | -2.3% |
| Involuntary Committals CPD | 50 | 42 | 19.0% | 41.8 | 19.7% | ↓ | ↓ | | 368 | 405 | -9.1% |
| Natrona County Suicides | 1 | 1 | NC | 2.0 | -50.0% | ↑ | ↓ | | 17 | 25 | -32.0% |
| Natrona County 381 Cases Filed | 49 | 64 | -23.4% | 54.8 | -10.5% | ↑ | ↑ | | 486 | 643 | -24.4% |
| Less than 72 Hr | 24 | 21 | 14.3% | 24.6 | -2.5% | ↑ | ↑ | | 220 | 286 | -23.1% |
| More than 72 Hr | 25 | 43 | -41.9% | 30.2 | -17.1% | ↑ | ↑ | | 266 | 357 | -25.5% |



REEF

PARKCASPER

60 DAY REVIEW

PREPARED BY: LAURA LIERZ, CAPP

* Liz Becher, CD Director,
provided additional
notes based on her
work with the
Contractor.



INTRO MESSAGE

Republic Parking | Part of the REEF PARKING Network was awarded the Off-Street Parking Management contract for the City of Casper, WY. REEF took over parking management operations on September 1, 2020. This report reflects the first 60 days of the contract between Republic Parking and the City of Casper, WY.

TABLE OF CONTENTS

| | |
|---|---|
| CORPORATE SUPPORT | 1 |
| FIRST AND CENTER SURFACE LOT | 1 |
| Maintenance..... | 1 |
| Signage | 1 |
| Monthly Permits | 1 |
| Permit Statistics | 2 |
| Enforcement..... | 2 |
| DOWNTOWN GARAGE..... | 2 |
| Maintenance..... | 2 |
| Signage | 2 |
| Monthly Permits | 2 |
| Permit Statistics | 3 |
| Enforcement..... | 3 |
| RECOMMENDATIONS | 4 |
| First and Center – Alternate Use Case..... | 4 |
| Downtown Garage – Monthly Permit Fee..... | 4 |
| Downtown Garage – December Parking | 4 |
| Downtown Garage – Maximum Daily Rate for Hourly Parkers | 4 |
| Downtown Garage – Hourly Parking Equipment | 5 |

CORPORATE SUPPORT

REEF retained the local team under the prior operator. The local team has provided REEF with the necessary historical information allowing for an easier transition between operators. Tevin Reams was promoted to on-site supervisor. Tevin is supported by the regional team of Rodney Barnes (General Manager) and John Meek (Regional Vice President) and Municipal team of Laura Lierz and Isaiah Mouw.

The Municipal team has established biweekly touch-base meetings with the ParkCasper team. The purposes of the meetings are to share best practices and provide any assistance to the ParkCasper team.

In addition to the biweekly meetings, corporate plans to visit quarterly to ensure best practices are being followed and to provide on-site support to the ParkCasper team.

FIRST AND CENTER SURFACE LOT

Maintenance

REEF Regional Vice President John Meek met with City Officials to perform a walk-thru of the parking facility. Recommendations were made to enhance the appearance and drainage of surface lot.

Signage

REEF will consult with the City of Casper on replacement signage for the First and Center parking facility.

Monthly Permits

The prior operator provided a list of monthly permit holders. REEF made all efforts to contact permit holders with the information provided by the prior operator. The prior operator indicated an occupancy rate of 95%. This is inaccurate as roughly 30% of permit holders terminated their permit agreement back in the spring when stay at home orders were issued.

Eight-five (85) percent of the permit holders were paying \$35.00/month for their parking space. The permit rate posted for the First and Center parking facility is \$43.00/month. REEF honored the price of \$35.00 for the month of September. As of October 1, 2020, the permit fee is \$43.00/month.

Five parking spaces are allocated for snow storage during the winter months. Monthly permits cannot be sold during the winter months as parking cannot be guaranteed due to weather.

Permit Statistics

Permit occupancy is at 68%.

- 40 parking spaces are sold
- 13 parking spaces are available for rent
- 5 parking spaces are unable to be sold during winter months

Enforcement

3 warnings; can appeal if necessary

Warning notices are being issued to vehicles that are parking at the First and Center parking facility and do not have a valid parking agreement with REEF... If an unauthorized vehicle continues to park at the First and Center parking facility, a monetary parking notice may be issued. The fine is \$25.00 for each parking notice. If payment is not received within 15 calendar days, a late penalty of \$25.00 is added to the parking notice.

First and Center has a total of 58 parking spaces. After discussions with on-site staff, we were informed space numbers 27, 31A, 37, 45 and 50 are reserved for snow storage in winter months. We are unable to sell these spaces in the winter months resulting in a loss of revenue of around \$1,290 annually.

DOWNTOWN GARAGE

Maintenance

REEF on-site staff are performing multiple inspections daily of the garage. Permit holders have complained about the elevator outage and requested alternate parking arrangements until the elevator is fixed.

There are lights out on the top floor of the garage. The lights are most likely out due to vandalism. REEF has seen a recent increase in vandalism (specifically graffiti). A few permit holders have indicated they are no longer comfortable parking in the garage due to the vandalism.

(marked w/ ribbons; reported to BAs)

The installation of additional security cameras will help with identifying people vandalizing the parking facility.

RFP issued by City Engineering; due 12/4/2020

Signage

REEF will consult with the City of Casper on replacement signage for the Downtown parking facility.

Monthly Permits

The prior operator provided a list of monthly permit holders. REEF made all efforts to contact permit holders with the information provided by the prior operator. The prior operator indicated an occupancy rate of 87% for covered spaces and 44% for uncovered (rooftop) spaces. This is inaccurate.

* Decals are no longer being issued.
License plate readers are used instead.

Nearly 25% of permit holders were paying the secondary permit rate of \$35.00/month when they should have been paying the primary permit rate of \$43.00/month. The permit rate posted for the Downtown Garage is \$43.00/month for the first permit and \$35/month for each additional permit. REEF honored the price of \$35.00 for the month of September. As of October 1, 2020, the permit fee is \$43.00/month for primary permits.

It has been difficult obtaining permit holder information from the Wyoming National Apartments. The tenants do not see a need to register their vehicle since their parking is provided at no charge. *The Apartment Manager has been helpful.*

Permit Statistics

Permit occupancy is at 36% for covered parking spaces.

- 104 parking spaces are sold
- 116 parking spaces are available for rent
- 69 parking spaces are allocated for hourly parking

Permit occupancy is at 31% for un-covered parking spaces.

- 15 parking spaces are sold
- 43 parking spaces are allocated for Wyoming National Apartments *at no cost.*
- 33 parking spaces are available for rent

More Marketing / promotions will occur to increase permit occupancy.

Enforcement

Warning notices are being issued to vehicles that are parking at the Downtown Garage parking facility and does not have a valid parking agreement with REEF. If an unauthorized vehicle continues to park at the Downtown Garage, a monetary parking notice may be issued. The fine is \$25.00 for each parking notice. If payment is not received within 15 calendar days, a late penalty of \$25.00 is added to the parking notice.

The prior parking operator allowed permit holders to park in designated hourly parking spaces. Warning notices were issued to vehicles that have a specific parking space but were parked in the hourly parking spaces.

No towing will occur without City approval; citations are turned over to a collection agency.

RECOMMENDATIONS

First and Center – Alternate Use Case

First and Center has a total of 58 parking spaces. After discussions with on-site staff, we were informed space numbers 27, 31A, 37, 45 and 50 are reserved for snow storage in winter months. We are unable to sell these spaces in the winter months resulting in a loss of revenue of around \$1,290 annually.

REEF is considering offering a \$35 rate for these stalls with the ability to park in the garage when snow occupies the stalls.

Downtown Garage – Monthly Permit Fee

It is REEF's understanding the secondary permit fee is available to an individual or organization when multiple permits are desired.

Example: An individual has 2 vehicles and a permit is required for each vehicle or a company is paying for their employee permits.

The transition from the prior operator to REEF has uncovered the secondary permit rate extended to individuals with a single vehicle, but because there are other individuals from the same organization, the secondary permit rate was extended. The organization is not paying for the permits.

REEF would like to recommend the City adopt one of the following options

- 1) Define a secondary permit fee is only available when the individual or organization is paying for all desired permits.
- 2) Remove the secondary permit fee and make all permits the same price of \$39.00/month. The proposed rate is the average of the primary and secondary permit fees.

 This option is being pursued.
Downtown Garage – December Parking

It was recently brought to REEF's attention the prior operator did not charge for parking for the month of December. This information was not shared during the RFP process. The revenue share calculations were based on 12 months of permit revenue.

REEF would like to offer 2 hours of free parking to hourly parkers December 21 – 24, 2020. (The 2 hours of free parking is per vehicle per day.) *Press release will be issued.*

Downtown Garage – Maximum Daily Rate for Hourly Parkers

REEF is unable to locate documentation for the maximum daily rate for hourly parkers. REEF would like to propose a maximum daily rate of \$12.00/day. *(M-F)* *was previously \$5.00. No rationale.*

* Will be presented for future capital requests.

Downtown Garage – Hourly Parking Equipment

Referenced in RFP response.

REEF would like to recommend a gateless revenue control solution for the Downtown Garage.

In the last few years, we have seen more large-format facilities opting for multi-space pay station configurations rather than gates. The motivation for decision-makers is based on price savings and ease of use for all user groups.

As it relates to ease of use, a pay station configuration delivers a free-flowing traffic pattern that will never experience any kind of backup, as entry and exit are not dependent on the proper functioning of the parking equipment. In a hypothetical scenario at Downtown Garage where the pay station is not functioning there is always a parking payment app to collect payment. Therefore, potential losses are completely mitigated. Pay stations are also much simpler to fix, so any downtime is promptly resolved with plug-in components.

A pay station operation does operate on the "honor system" and requires effective enforcement to ensure payment compliance. In our experience, effective enforcement does not translate to constantly issuing violation notices. The intent is to have a visible presence that compels public parkers to pay through the pay stations, as it is not worth risking a monetary parking notice.

License Plate Recognition

Fixed license plate recognition (LPR) can assist identifying violators and track key performance indicators in the garage. Cameras are installed in the entry and exit lanes. LPR offers a variety of benefits including tracking actual occupancy and frequency of visits.

How it Works

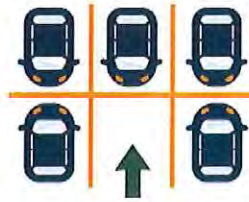


* Could assist law enforcement to determine/verify if a specific plate has entered garage.




Guide enforcement

Improve compliance by monitoring the lots with the most vehicles in violation and dispatch your parking enforcement officers to the lots where they will have the most impact.



Find parking faster

Direct parkers to available spaces. Display up-to-date occupancy on digital message boards throughout your city.



Optimize your facilities

Know which lots are full and when. By tracking occupancy in your different lots over time, you are able to make informed decisions about when to plan maintenance and where more parking spaces are needed.

Gated vs Un-Gated Advantages and Disadvantages

Gated Operation

| ADVANTAGES | DISADVANTAGES |
|---|---|
| <ul style="list-style-type: none"> All vehicles must pay for time used. | <ul style="list-style-type: none"> Lineups upon exit may occur, due to transient customers paying at the exit gate during periods of high ingress and egress. |
| <ul style="list-style-type: none"> It does not require enforcement. | <ul style="list-style-type: none"> Monthly paper stocking costs are higher compared to a metered operating model. |
| <ul style="list-style-type: none"> There are inherent validation capabilities. | <ul style="list-style-type: none"> There is a cost to stock backup parts that wear out routinely to avoid service replacement delays. |
| | <ul style="list-style-type: none"> Revenue collection is dependent on the proper functioning of the equipment. |
| | <ul style="list-style-type: none"> Specialized replacement parts are not usually readily available by service vendors, which occasionally results in downtime. |
| | <ul style="list-style-type: none"> There are high equipment acquisition and replacement costs. |

Non-Gated Operation

| ADVANTAGES | DISADVANTAGES |
|--|--|
| <ul style="list-style-type: none"> There is an increased revenue opportunity through transient customer oversell (e.g., customers purchase four hours and only park for two hours). | <ul style="list-style-type: none"> It requires a comprehensive enforcement program. |

- Repairs and replacement parts are more readily available and more cost effective than a gated facility.
 - It is less capital-intensive than a gated system.
 - There is a risk that monthly parkers and tenants might get notices if vehicle plates are not properly entered.
 - Increased signage is normally required to educate or instruct customers on system use
-
- Combine the operation with a mobile payment option.
-
- When multiple meters are installed at one site, there is no risk of revenue loss in the event one meter is temporarily out of service — customers can simply pay at another meter.
-
- Combine with license plate recognition (fixed or mobile)
-

Pricing

Hardware Pricing

| Hardware | | | |
|-------------------------------|----------|-------------|----------------|
| Description | Quantity | Unit Price | Extended Price |
| Flowbird Touch S4 Pay Station | 2 | \$ 7,100.00 | \$ 14,200.00 |
| Genetec SharpV Cameras | 3 | \$ 5,700.00 | \$ 17,100.00 |
| Hardware for Mounting | 3 | \$ 150.00 | \$ 450.00 |
| Flowbird Paper Rolls | 1 | \$ 125.00 | \$ 125.00 |
| Flowbird Spare Part Kit | 1 | \$ 4,900.00 | \$ 4,900.00 |

Software Pricing

| Software | | | |
|--------------------------|----------|-------------|----------------|
| Description | Quantity | Unit Price | Extended Price |
| Flowbird WebOffice | 2 | \$ 840.00 | \$ 1,680.00 |
| Genetec Managed Services | 1 | \$ 6,200.00 | \$ 6,200.00 |

Installation Pricing

| Installation | | | |
|-----------------------------------|----------|-------------|----------------|
| Description | Quantity | Unit Price | Extended Price |
| Project Management | 1 | \$ 4,500.00 | \$ 4,500.00 |
| Flowbird Pay Station Installation | 2 | \$ 250.00 | \$ 500.00 |
| Flowbird Configuration | 1 | \$ 750.00 | \$ 750.00 |
| Genetec Configuration | 1 | \$ 1,320.00 | \$ 1,320.00 |
| Genetec Installation | 1 | \$ 5,000.00 | \$ 5,000.00 |
| Estimated Shipping | 1 | \$ 700.00 | \$ 700.00 |

**Does not include civil work, electrical, communications.*

Pricing Summary

| Pricing Summary | |
|-------------------------|---------------------|
| Description | Extended Price |
| Hardware | \$ 36,775.00 |
| Software | \$ 7,880.00 |
| Installation | \$ 12,770.00 |
| First Year | \$ 57,425.00 |
| Additional Years | \$ 8,680.00 |

NOTES

Software fees are paid annually. Software fees include software updates and support.

Flowbird offers an extended hardware warranty starting in year 2. The fee is \$400.00/pay station. This includes any hardware malfunction except for a malfunction caused by vandalism.

Genetec offers a 4-year extended warranty for the SharpV camera. The warranty must be purchased with the initial purchase of the system.

The City may see reduced software fees from Genetec if the City selects Genetec AutoVu for on-street timed enforcement.

* A gateless revenue control system is utilized in the Cheyenne parking structure. Pay stations (2) accept credit cards or coins.

* The existing ticket booth would no longer accept payment, but would function as an information center.



November 19, 2020

Dear Neighbor:

City of Casper Community Development staff members are holding a follow-up neighborhood meeting regarding the proposed annexation of Robertson Road (see map on back) into the Casper city limits. This meeting is a way to address remaining questions and concerns heard at the first meeting held on January 29th, 2020 at the Oregon Trail School. The Police Chief, Public Services Director, City Manager, and the Community Development Director have all been invited to participate, in addition to City Council Ward 2 members. We invite you to join us.

WHERE – Oregon Trail School Gymnasium, 6332 Buckboard Road, Casper

WHEN – Wednesday, December 2, 2020, from 5:30 PM to 6:30 PM

Respectfully,

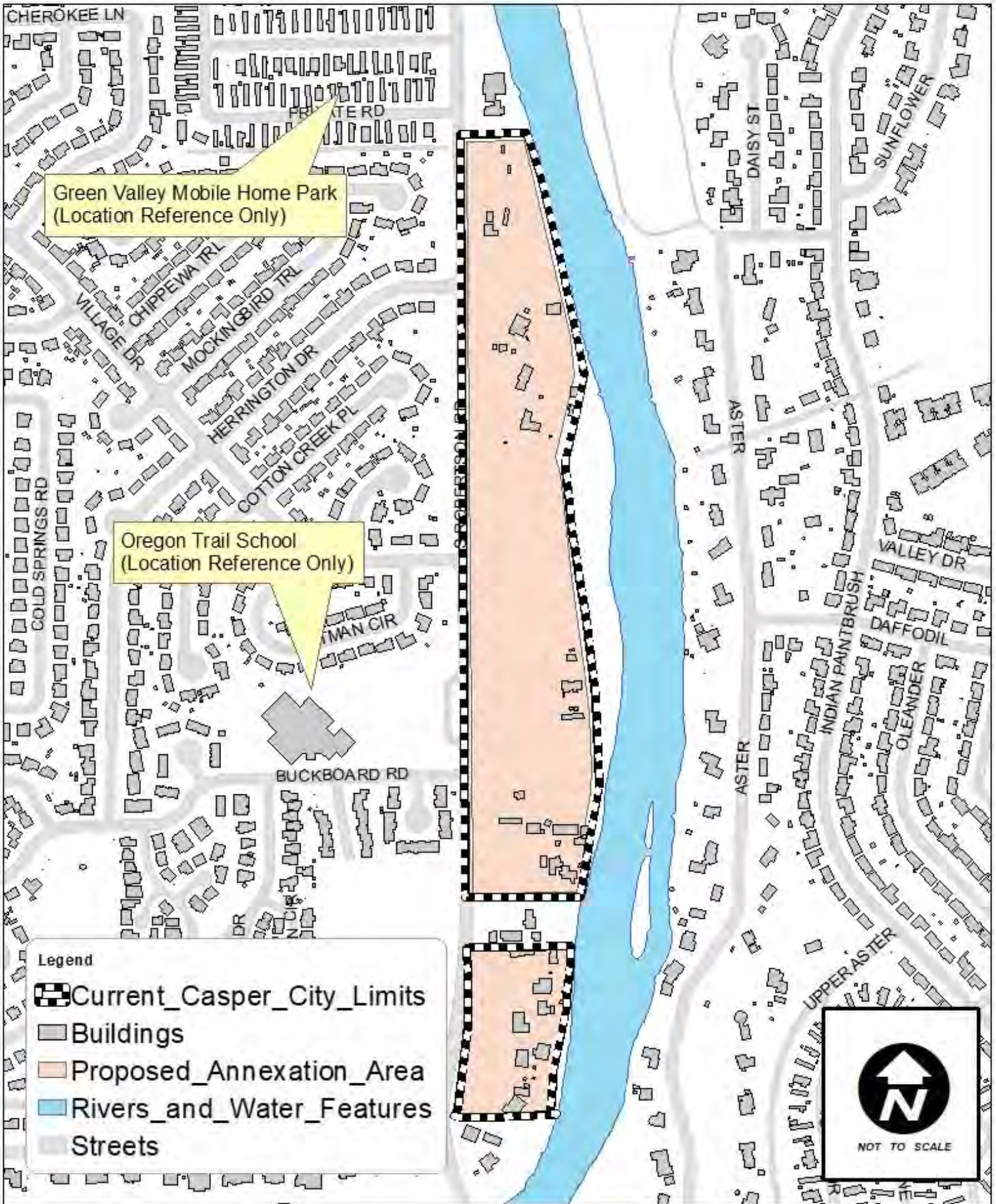
A handwritten signature in blue ink that reads "Craig Collins".

Craig Collins, AICP
City Planner

Community Development | Planning

200 North David Street | Casper, WY | 82601-1862 | Phone: (307) 235-8241 | Fax: (307) 235-8362 | www.casperwy.gov

Proposed Annexation Area - East of Robertson Road and West of River



From: Ashley Bright <abright@bgccw.org>
Sent: Tuesday, November 24, 2020 5:02 PM
Subject: THANKSGIVING BLESSINGS!!! 600 Meals Tomorrow Night!!!

Experiencing impassioned favor as we gear up for 600 Thanksgiving meals tomorrow night at the Club!!!

The Boys & Girls Clubs of Central Wyoming through the generosity of Phil and Jody Schmidt along with Pete and Amber Fazio and Eggington's team are providing 600 Thanksgiving pick-up meals (turkey, mashed potatoes, cranberry sauce, rolls) to Boys & Girls Club families in need on Wednesday, November 25th with the message: "Thanksgiving Blessings"

Thanksgiving Dinner To-Go
for the family
Curbside Pick-up
Wednesday, Nov. 25
6:30-7:30 p.m.
Boys & Girls Club
1701 E. K St, Casper
Turkey, mashed potatoes, candied carrots,
cranberry sauce, and rolls freshly prepared
by Eggington's.

Thanksgiving Blessings

This is your ticket to a Thanksgiving Dinner
for your family.
Curbside pick-up: 11/25 • 6:30-7:30 p.m.
1701 E. K Street, Casper
Thanksgiving love from the Club!

BOYS & GIRLS CLUBS
OF CENTRAL WYOMING

From: Casper Chamber of Commerce
Sent: Wednesday, November 25, 2020 10:02 AM



November 25, 2020



UPCOMING EVENTS

Take a load off and join us for

BUSINESS AFTER HOURS

| | |
|---------------|-------------------------------------|
| FEBRUARY 18TH | PORTER'S MOUNTAIN VIEW SUPPLY, INC. |
| MARCH 18TH | RAMKOTA HOTEL & CONFERENCE CENTER |
| APRIL 15TH | PRIMROSE RETIREMENT |
| MAY 20TH | REACH 4A STAR RIDING ACADEMY |
| JUNE 17TH | ANB BANK |

For more information or to register, please visit www.casperwyoming.org

A collage of four photographs showing people at various Business After Hours events. The photos depict individuals in professional or business-casual attire, some wearing face masks, engaged in conversations or activities.

Business after Hours

People do business with people they know, and there's no better way to get to know other Chamber members than by attending our Business After Hours (BAH) events!

Stay for 20 minutes or enjoy the full two hours of networking time. Get out there! Give people the chance to get to know you so they will want to do business with you. Support Natrona County business and support your Casper Area Chamber.

[Learn More](#)



View the Chamber Gallery

Check out photos & videos from Chamber Events, Ribbon Cuttings, Meetings & More!




MEMBER NEWS

Wyoming Department of Health

Last Thursday, the Wyoming Department of Health met via zoom with Natrona County stake holders and key leaders to discuss in further details how Natrona County keeps businesses open.

[Listen to the Audio](#)

Galles Greenhouse



GALLES GREENHOUSE: 307.265.6290
LOCATED AT 3225 S. MCKINLEY

GALLES GREENHOUSE
and Rock Store
"Here for all your landscape needs"

Child Development Center

CDC

& GALLES GREENHOUSE
CHRISTMAS TREES

Make any purchase at Galles Greenhouse from Black Friday through Christmas and a portion of the proceeds benefits the Child Development Center and kids with developmental delays!

GALLES GREENHOUSE HOURS:
M-F 10am-6pm, Sat. 10am-5pm and Sun. Noon-3pm

- Cocoa, Cider, Music
- Poinsettias and Indoor Plants
- Other Holiday Decor Available
- Fresh Cut Trees

FRASER FIRS • GRAND FIRS • BALSAMS
BLUE SPRUCES AND SCOTCH PINES

Ask Wellness



Join us on December 5th from 10 - 4 for great deals, giveaways, gift ideas and so much more!

163 South Wolcott

Casper Star Tribune



How the \$2 challenge works:

- sign up for the pledge that you will spend a \$100 of your Holiday shopping in \$2 bills at local businesses—either mail in the pledge form or go online to: <https://trib.com/exclusive/shop-local/>
- If you are a business- This is an opportunity to help out our fellow Community Members find places to spend their \$2 bills. Please reach out to your Casper Star Tribune Consultant or go online and sign up: <https://trib.com/exclusive/shop-local/> (local business sign up button)
- After signing the pledge go to a local First State Bank and get your 50-\$2 bills.
- If you are a business—please as you get the \$2 bills, instead of taking to the bank please help us recirculate in our community.
- After you get your \$2 bills please spend with local businesses in your community. Casper Star Tribune will be running a list of businesses that you can go spend with.

Why \$2 Bill Challenge:

- \$2 bills are rarer so there is appeal for people to notice when they are being used.
 - This shows our businesses that folks are spending in their business
 - For every \$100 spent in a local business there is \$68 that will stay in the community.
 - In our community we are friends, neighbors and fellow co-workers with all local businesses.
 - Shopping local will provide jobs for fellow community members
 - Local shopping will fund more local services through sales tax
 - Shopping local will continue the growth of diverse communities with growth in more local businesses
-

Put Your \$ Where Your Heart Is this holiday season!



Here at the Chamber, we believe fully in shopping local and supporting a strong local economy. We invite you to take part in the Chamber's Annual and complimentary "Put Your \$ Where Your ♥ Is" Campaign.

We are currently seeking businesses to partner with on this initiative to encourage people to shop local this Holiday Season. This is a limited time complimentary shop local campaign designed to help Chamber Members increase holiday sales and awareness through multi-media promotion of your business and community. Special offers by Chamber Members will be compiled in a coupon format that will be available at participating member locations, hotels, and on-line.

The Chamber will be promoting this campaign through a variety of media outlets all of which will be designed to direct people to your location for the Holiday season! Concerning your promotion, we encourage your business to offer something unique and enticing to encourage shoppers to get out, spend money, and support our community.



RIBBON CUTTINGS

Upcoming Ribbon Cuttings

Ask Wellness
163 S. Wolcott
November 30, 2020
11:30 a.m.

Jennifer Sandler Agency
1601 E. 12th Street
December 3, 2020
11:30 a.m.

Re-launching?! The Ambassadors Committee is offering FREE Ribbon Cuttings! Contact Jereca Lutz today at jlutz@casperwyoming.org to schedule yours!



ANNIVERSARIES

We congratulate the following Casper Area Chamber of Commerce Members who are celebrating their Membership Anniversaries this week!!!

Members Celebrating 15+ years
Durbin Street Golf, LLC
Primrose of Casper

Members Celebrating 2+ years
Iris Clubhouse

Members Celebrating 10+ years
Casper Tire LLC
U.S. Senator John Barrasso

Members Celebrating 1 year
Sew What